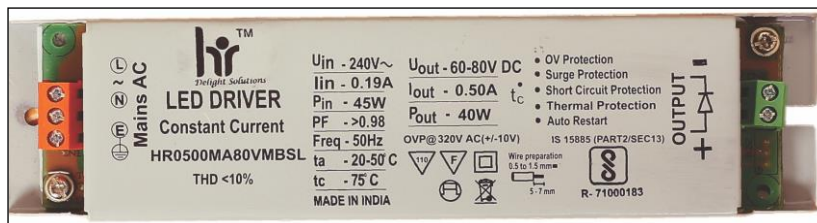


TECHNICAL DATA SHEET : LED DRIVER CONSTANT CURRENT
MODEL NO : HR1100MA040RLX3



PRODUCT DESCRIPTION

- Fixed output build in LED Driver.
- Constant Current LED Driver.
- Output Current 1100mA .
- Max Output Power 44W.
- Nominal Life-Time Upto 30,000 hr.
- 3-Year Warranty.
- High Voltage withstanding capacity 440V.
- CE (Certified).
- IS 15885 (Part 2/Sec 13).
- IS 16104.
- IEC 60950-1.
- IEC 61000-4-5.



Input Characteristics

1	Voltage (Un)	240 Vac
2	Operating Voltage Range	100 ~300 Vac
3	Frequency (Hz)	50 / 60 Hz
4	Maximum Input Current	0.20A
5	Input Power (W)	50W
6	Power Factor (PF)	> 0.98
7	Inrush current Protection	Yes
8	Current Harmonics (Athd)	< 10%
9	Surge Withstanding Capacity	4.0KV
10	Over Voltage Cutoff	320V (Tole +/-10V)
11	Automatic Restart	310V
12	Driver Life	>30000Hrs

Output Characteristics

Output short circuit protection and Restart	Yes
Over Current Protection	Yes
Thermal Protection	Yes
No-Load Protection	Yes
Max Output Current	1100 MA (Tole +/-3%)
Output Voltage	25-40V
Output Power (W)	50W max
Efficiency	88%


Environmental Operating Details

1	Minimum Starting Temperature	-30°C ... 75°C
2	Max. Ambient Temperature	-30°C ... to 50°C
3	Max. Case temperature (Tc)	75°C

Key Features

- Compact Design
- High Voltage withstanding capacity
- High Surge withstanding capacity
- Long Life
- High Durability
- Automatic Restart after Safe Voltage Mode.

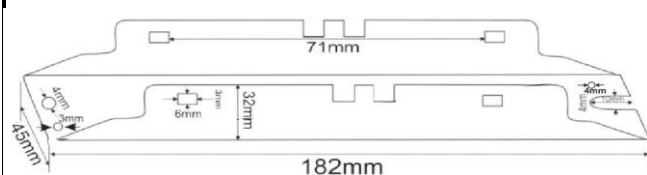
METAL BOX



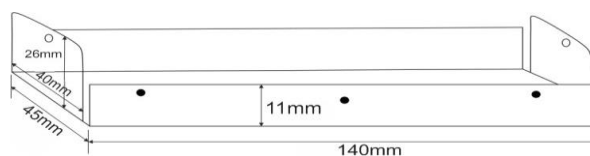
Mechanical Details

1	Weight	240gm.
2	Case Dimensions	
	Length W/Mount	182mm
	Center to Center (CTC)	165mm
	Width	45mm
	Height	34mm
3	Case Material	Metal Box
4	Wiring Diagram	On Screen
5	Input / Output Terminals	Connector
6	Wires Length & Colors	
	Input (Yellow)	NA
	Output (Red & Black)	NA
7	Potting	NA

BOTTOM



TOP



Sr./Gat No.08,A/P .Sasewadi ,Tal.Bhor ,Dist Pune ,Near ZP School ,Sasewadi ,Pune 412205.Maharashtra (India)
 Email ID :- laxman@hrindustry.net, marketing@hrindustry.net ,hrindustry12@outlook.com. Mobile :- 9049378851, 8668334832