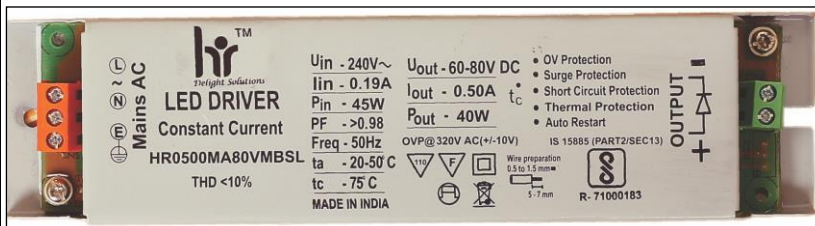


TECHNICAL DATA SHEET : LED DRIVER CONSTANT CURRENT
MODEL NO : HR0700MA080RLX3



PRODUCT DESCRIPTION

- Fixed output build in LED Driver.
- Constant Current LED Driver.
- Output Current 700mA .
- Max Output Power 56W.
- Nominal Life-Time Upto 30,000 hr.
- 3-Year Warranty.
- High Voltage withstanding capacity 440V.
- CE (Certified).
- IS 15885 (Part 2/Sec 13).
- IS 16104.
- IEC 60950-1.
- IEC 61000-4-5.



Input Characteristics

| | | |
|----|-----------------------------|--------------------|
| 1 | Voltage (Un) | 240 Vac |
| 2 | Operating Voltage Range | 100 ~300 Vac |
| 3 | Frequency (Hz) | 50 / 60 Hz |
| 4 | Maximum Input Current | 0.26A |
| 5 | Input Power (W) | 60W |
| 6 | Power Factor (PF) | > 0.98 |
| 7 | Inrush current Protection | Yes |
| 8 | Current Harmonics (Athd) | < 10% |
| 9 | Surge Withstanding Capacity | 4.0KV |
| 10 | Over Voltage Cutoff | 320V (Tole +/-10V) |
| 11 | Automatic Restart | 310V |
| 12 | Driver Life | >30000Hrs |

Output Characteristics

| | |
|---|---------------------|
| Output short circuit protection and Restart | Yes |
| Over Current Protection | Yes |
| Thermal Protection | Yes |
| No-Load Protection | Yes |
| Max Output Current | 650 MA (Tole +/-3%) |
| Output Voltage | 60-80V |
| Output Power (W) | 56W max |
| Efficiency | 88% |


Environmental Operating Details

| | | |
|---|------------------------------|-------------------|
| 1 | Minimum Starting Temperature | -30°C ... 75°C |
| 2 | Max. Ambient Temperature | -30°C ... to 50°C |
| 3 | Max. Case temperature (Tc) | 75°C |

Key Features

- Compact Design
- High Voltage withstanding capacity
- High Surge withstanding capacity
- Long Life
- High Durability
- Automatic Restart after Safe Voltage Mode.

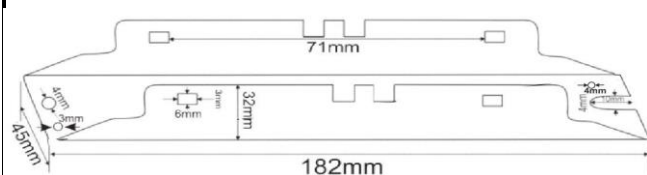
METAL BOX



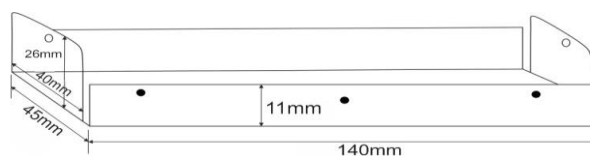
Mechanical Details

| | | |
|---|--------------------------|-----------|
| 1 | Weight | 240gm. |
| 2 | Case Dimensions | |
| | Length W/Mount | 182mm |
| | Center to Center (CTC) | 165mm |
| | Width | 45mm |
| | Height | 34mm |
| 3 | Case Material | Metal Box |
| 4 | Wiring Diagram | On Screen |
| 5 | Input / Output Terminals | Connector |
| 6 | Wires Length & Colors | |
| | Input (Yellow) | NA |
| | Output (Red & Black) | NA |
| 7 | Potting | NA |

BOTTOM



TOP



Sr./Gat No.08,A/P .Sasewadi ,Tal.Bhor ,Dist Pune ,Near ZP School ,Sasewadi ,Pune 412205.Maharashtra (India)
 Email ID :- laxman@hrindustry.net, marketing@hrindustry.net ,hrindustry12@outlook.com. Mobile :- 9049378851, 8668334832